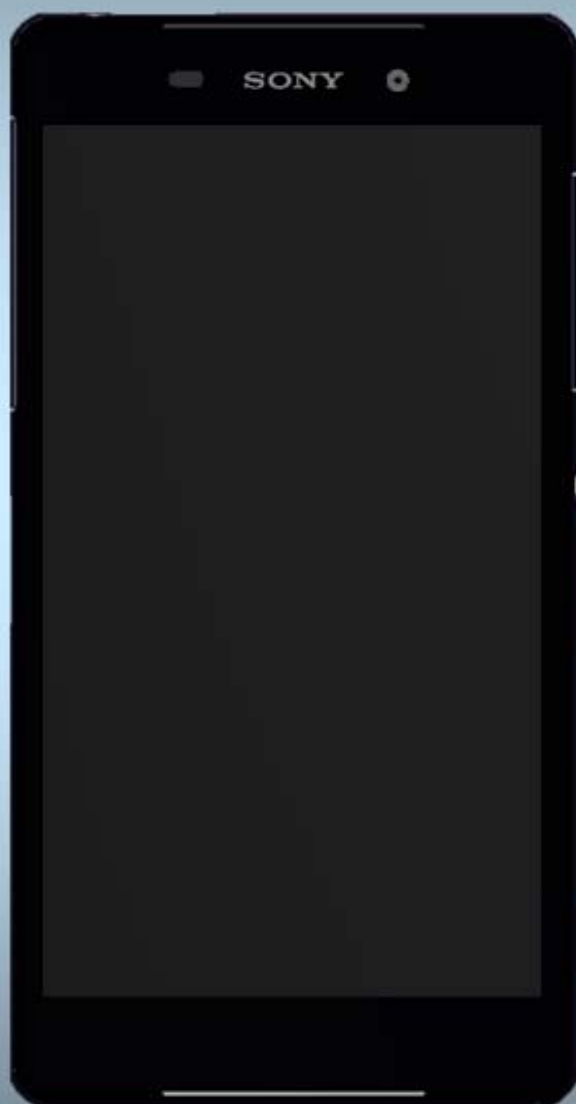


## Part List

### - mechanical -



**Xperia™ Z2**

**D6502, D6503, D6543, L50w**

CONTENTS

1 Part List ..... 3

2 Revision History ..... 10

## 1 Part List


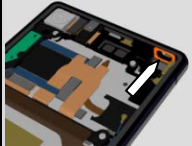

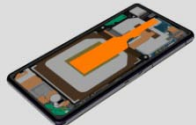

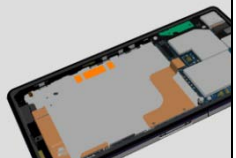




The following parts are available for order in 'E-star'.






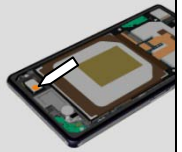



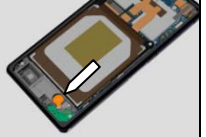

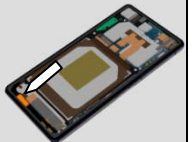

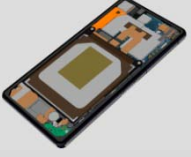


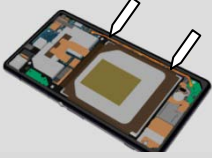
The 'E-star' name of a part may often be complex and even confusing, so the name of certain parts mentioned in the Working Instructions, Repair Movies and Troubleshooting Guide are often referred to by a simple descriptive name for better understanding.

Both names (designations) will in that case be included in this Part List, where the name being used in the documents mentioned above is underlined, e.g. Battery Cover.



















RLC, Reversed Logistic Classification column for replaced part handling,


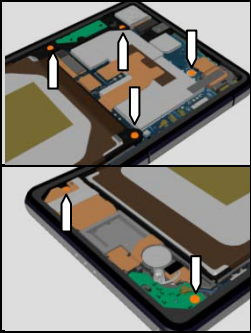









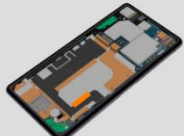

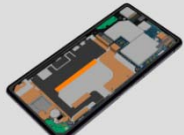


(See the Spare Part Handling chapter in Mechanical/Generic Repair Manual 1220-1333).

Designation	Part No.	RLC	Part	Location
<b>Adhesive Audio Jack</b>	1277-4707 or 1284-2449	C		
<b>Adhesive Battery</b>	1280-1891	C		
<b>Adhesive CU 25 x 6 - 3 pcs</b>	1280-7016	C		
<b>Adhesive Earspeaker</b>	1277-4691	C		
<b>Adhesive Loudspeaker Lid</b>	1277-4815	C		

Designation	Part No.	RLC	Part	Location
Adhesive MIC Con	1277-4829	C		
Adhesive Panel Back	1277-4841	C		
Adhesive Speaker Back	1281-9559	C		
Adhesive VIB	1277-4826	C		
Adhesive VIB Conn	1279-3985	C		
Adhesive with mesh 14 x 5	1277-4816	C		
Antenna WLAN	1277-6073	C		
Battery	1277-3687	B		
Cable RF Coax	1277-7846	C		






Designation	Part No.	RLC	Part	Location
<b><u>Main Camera</u></b> Camera	1271-4830	B		
<b>Camera Chat</b>	1277-4382	C		
<b><u>Cap SD</u></b> Cap SD Black Cap SD Purple Cap SD White	1284-6785 1284-6794 1284-6789	C		
<b><u>Cap USB</u></b> Cap USB Black Cap USB Purple Cap USB White	1284-6808 1284-6811 1284-6809	C		
<b>Core Unit Label</b>	1277-4850	C		
<b>Cushion CAM</b>	1277-5383	C		
<b>Cushion Relay FPC</b>	1283-9967	C		
<b><u>Display Frame</u></b> Display Frame Assy Black Display Frame Assy Purple Display Frame Assy White	1281-8358 1281-8360 1281-8359	A		
<b>FPC Audio Jack</b>	1276-9756	C		

Designation	Part No.	RLC	Part	Location
<b>FPC CG</b>	1276-9738	C		
<b><u>FPC Relay</u></b> FPC Relay FPC Relay Orange	1276-9751 1281-6623	B		
<b>Holder 2nd Mic</b>	1277-4732	C		
<b>Holder Camera Chat</b>	1277-4733	C		
<b>Holder Loudspeaker</b>	1282-2013	B		
<b><u>Back Panel</u></b> Panel Back Black Panel Back Purple Panel Back White	1281-8245 1281-8247 1281-8246	B		
<b><u>PBA Antenna</u></b> PBA Antenna PBA Antenna Orange	1276-9770 1281-6431	C		
<b>Plate Speaker</b>	1277-4833	C		
<b>Ring Audio Jack</b>	1277-4667	C		

Designation	Part No.	RLC	Part	Location
<b>Screw</b> Screw Other Len:3.0 Diam:1.4	1248-2360	C		
<b>Sheet 1st MIC</b>	1277-4695	C		
<b>Sheet Battery Adhesive Top</b>	1284-2559	C		
<b>Sheet 5 x 10</b>	1285-0387	C		
<b>Sheet CU 17 x 4</b>	1279-4642	C		
<b>Sheet CU 18 x 5</b>	1277-5091	C		
<b>Sheet CU 46 x 5</b>	1277-5090	C		
<b>Sheet FPC Battery</b>	1277-4834	C		

Designation	Part No.	RLC	Part	Location
Sheet Guide Label	1277-4697	C		
Sheet Thermal Conductive	1277-4698	C		
Shield Camera	1277-4689	C		
SIM Tray	1277-6122	C		
Spacer 8 x 5	1284-4367	C		
Spacer 10 x 4	1279-3037	C		
Spacer 5 x 2.5	1279-4027	C		
<b>Earspeaker</b> Loudspeaker + Ear Speaker	1277-7138	C		
<b>Label Tray</b> Tray Core Unit Label D6502, L50w Tray Core Unit Label D6503 Tray Core Unit Label D6543	1281-1140 1277-4740 1281-1142	C		



Designation	Part No.	RLC	Part	Location
Water indicator	1276-2416	C		
				
Vibrator	1264-2341	C		

## 2 Revision History

Rev.	Date	Changes / Comments
1	2014-March-20	Initial release
2	2014-May-7	FPC Relay Orange, PBA Antenna Orange
3	2014-June-3	Tray Core Unit Label D6543 added
4	2014-June-4	Cushion CAM, Sheet 5 x 10, Sheet Guide Label, Spacer 8 x 5 added.
5	2014-June-30	Top Speaker 1277-7135 replaced with Loudspeaker + Ear Speaker 1277-7138 and Sheet 1st MIC 1277-4695 added.
6	2014-July-30	Sheet LCD 18 x 7; 1280-4970 and Sheet LCD 7 x 7;1280-4972 removed!